

## Fudo ShareAccess 1.2.3

# What's New

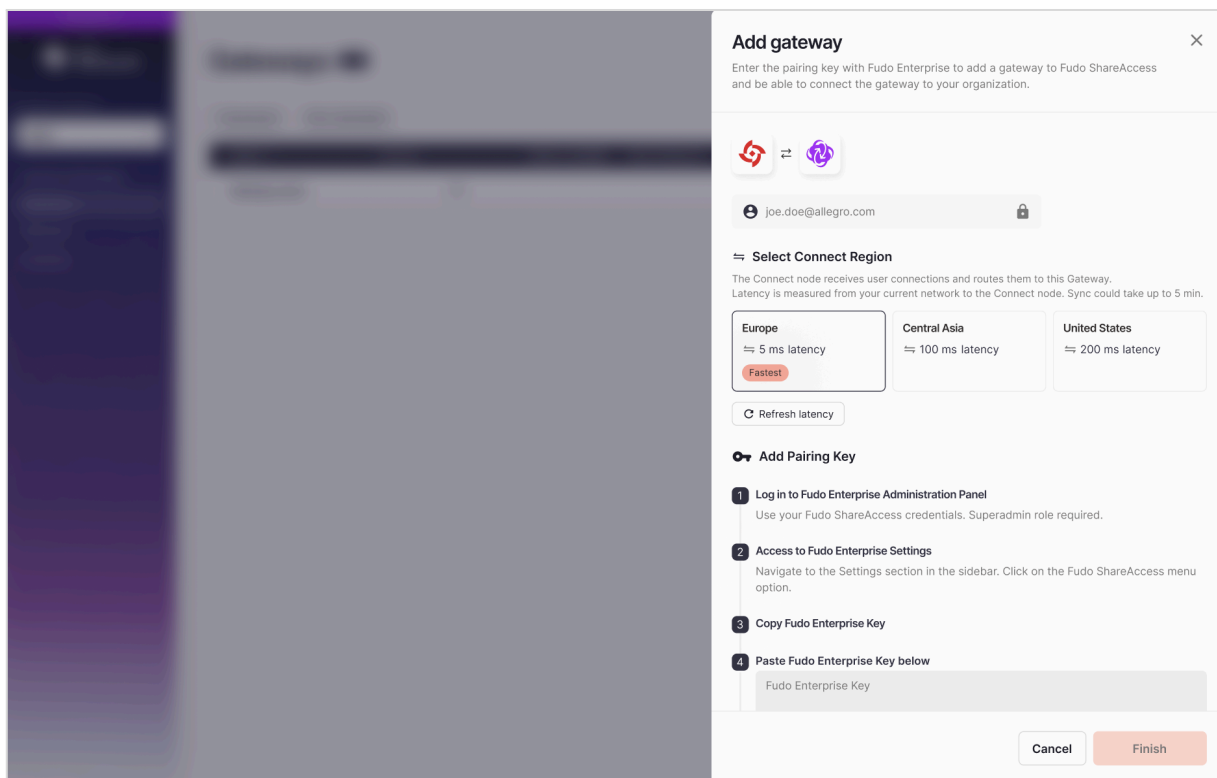
*Date: May 2026*

Fudo ShareAccess 1.2.3 introduces improvements focused on connectivity, onboarding, and integration with Fudo Enterprise. This release adds Connect Region selection for Gateways, support for Server Pools synchronized from Fudo Enterprise, optional domain verification for organizations, and a simplified onboarding flow for organization owners. These changes help users connect more efficiently, give administrators more visibility and flexibility, and make the initial setup process more straightforward.

**Note:** Full support for the capabilities described in this document will be available with the upcoming release of **Fudo Enterprise 6.1**.

## CONNECT REGION SELECTION FOR GATEWAYS

Fudo ShareAccess now allows users to select the Connect Region for a Gateway. The selected region determines which Connect Node receives user connections and routes them further to the Gateway.



*Adding a Gateway with Connect Region selection*

The region selection view displays available Connect Regions together with measured latency in milliseconds, helping users choose the fastest connection point for their network.

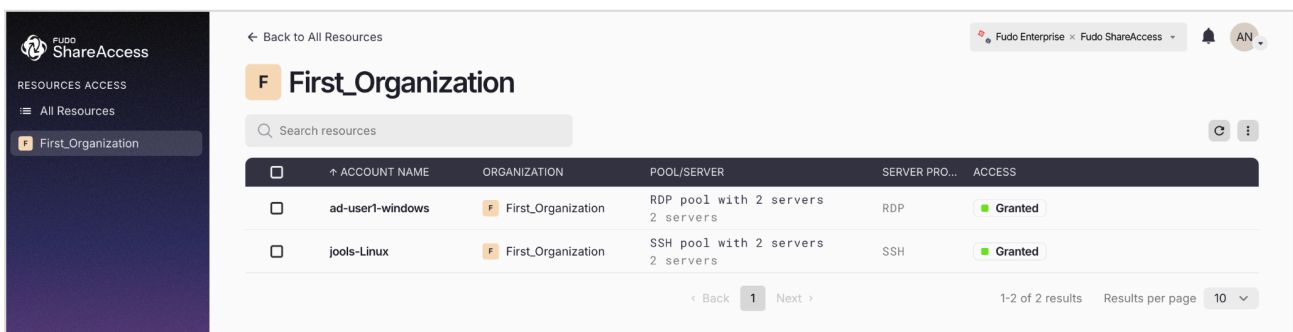
Latency is measured between the user's browser and the Connect Node. The value may slightly differ between measurements and can be refreshed directly from the region selection view.

To simplify the selection, Fudo ShareAccess highlights the region with the lowest latency using the Fastest badge.

## SUPPORT FOR SERVER POOLS FROM FUDO ENTERPRISE

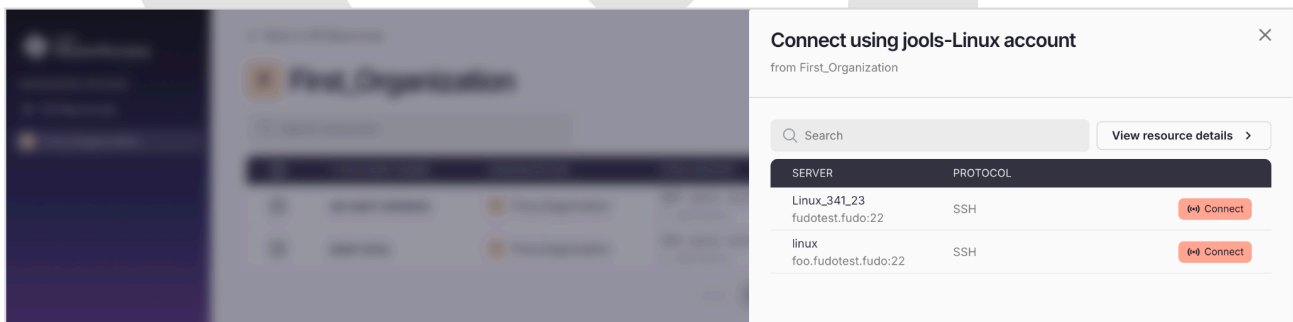
Fudo ShareAccess now supports accounts assigned to Server Pools synchronized from Fudo Enterprise.

When an account is assigned to a Pool, the resource list indicates how many servers are available for that account. The Pool/Server column displays the number of assigned servers, while accounts assigned to a single server continue to be displayed as before.



*Pools displayed in the Pool/Server column*

For Pool resources, selecting Connect opens a dedicated modal with the list of available servers. Users can review server details, including server name, description, and protocol, and then choose the specific server they want to connect to.



*Selecting a server from a Pool before connecting*

The server selection modal also includes search functionality to help users quickly find the required server within the pool. Matching search results are highlighted for easier navigation.

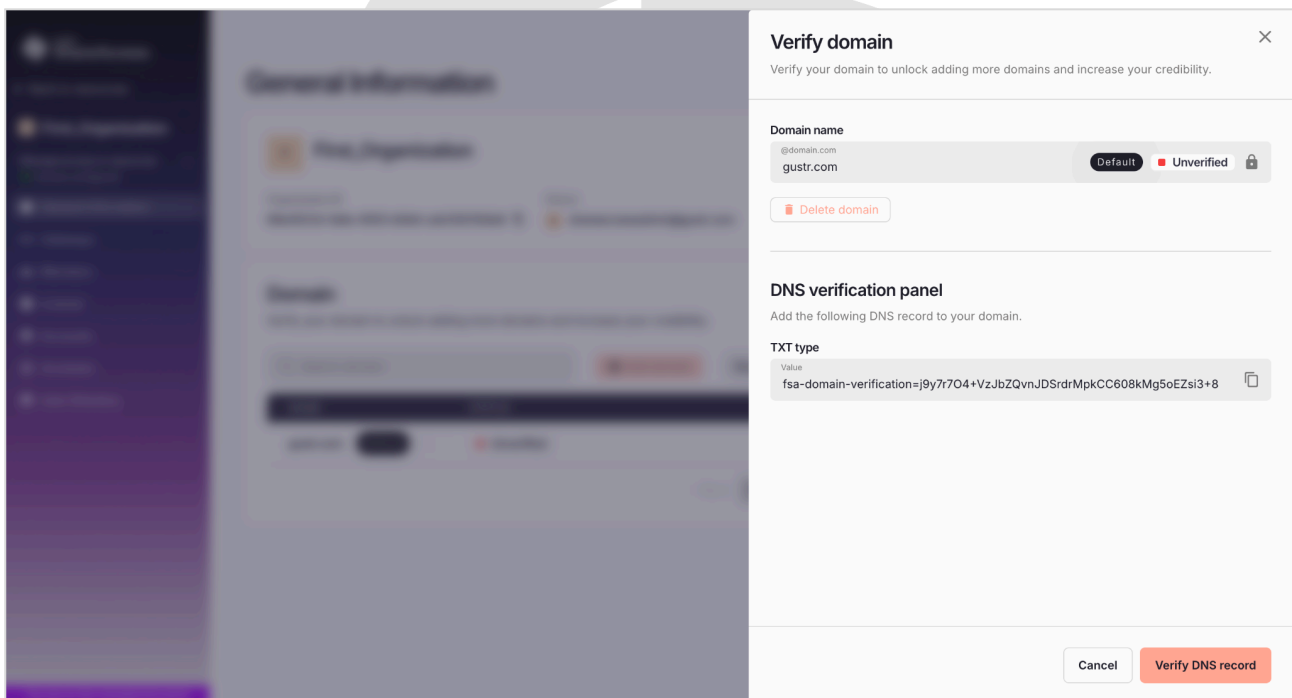
A View Resource Details button is available directly from the modal, allowing users to open the full resource details view when additional information is needed.

## OPTIONAL DOMAIN VERIFICATION FOR ORGANIZATIONS

Domain verification is **now optional**, providing more flexibility in the onboarding process. Contractors can start using their domains immediately without mandatory verification, while Enterprise Administrators maintain full visibility of domain verification status.

This change removes verification as a blocker for onboarding, allowing Enterprise Admins to make informed decisions about working with unverified contractors. The verification status is transparently passed from ShareAccess to Fudo Enterprise, ensuring administrators have all necessary information.

Note that adding additional domains to an existing organization still requires verification of the previous domain to confirm ownership of multiple domains by the same entity.

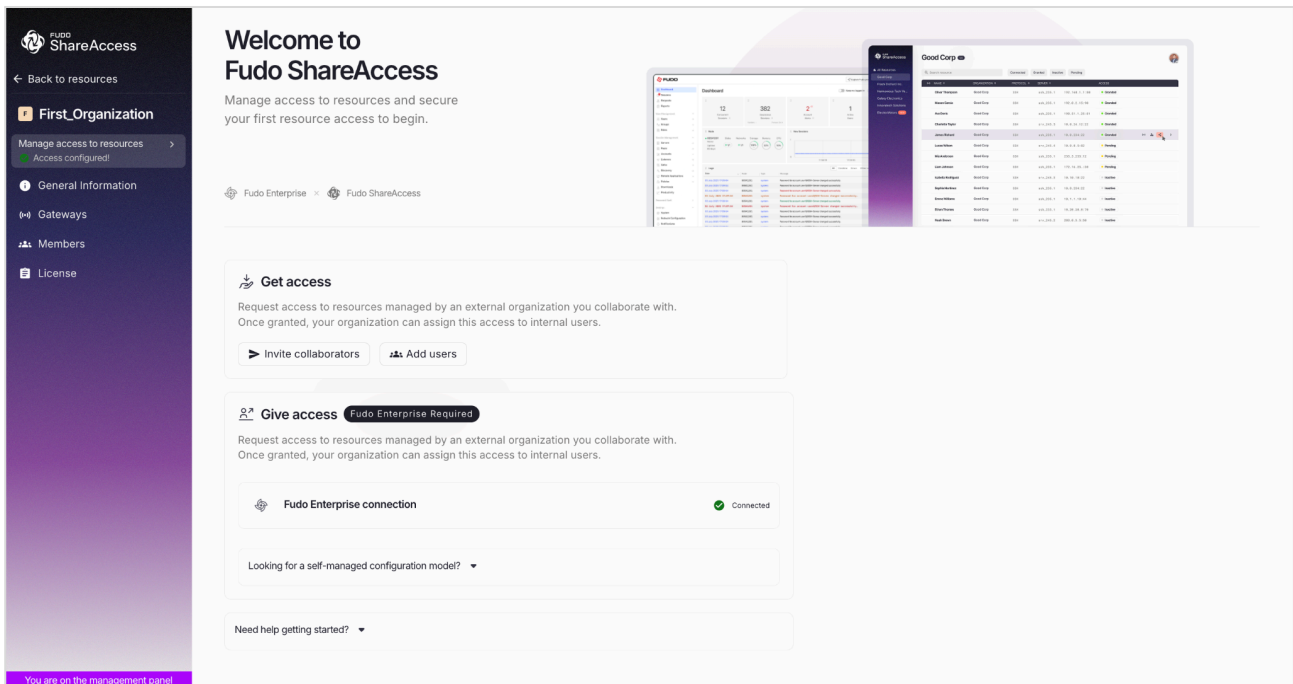


### *Multi-Domain Support: Manage and Verify Multiple Domains*

Organization owners can manage domains from *Manage Organizations* → *General Information* → *Domains*.

## SIMPLIFIED ORGANIZATION OWNER ONBOARDING

The organization owner onboarding flow has been simplified. After creating an account and completing 2FA, the user now only needs to enter the organization name. The user is then automatically assigned as the organization owner and redirected to the Quick Start screen.



*Quick Start screen for organization owners*

## IMPROVED GATEWAY PAIRING SETUP IN FUDO ENTERPRISE

The Gateway pairing process between Fudo ShareAccess and Fudo Enterprise has been made easier for administrators. With the upcoming Fudo Enterprise 6.1 release, administrators will be guided by a setup checklist that helps verify the key requirements before connecting Fudo Enterprise with Fudo ShareAccess. The checklist covers user configuration, required Fudo ShareAccess privileges, Bind IP settings, NTP time synchronization, and outbound firewall connectivity.

## CONTACT US

If you have questions or concerns, please get in touch at [support@fudosecurity.com](mailto:support@fudosecurity.com) or by phone: +48 22 100 67 09.

Sincerely,

*Fudo Security Team*

