

Fudo Enterprise 6.0

What's New

Date: April 2026

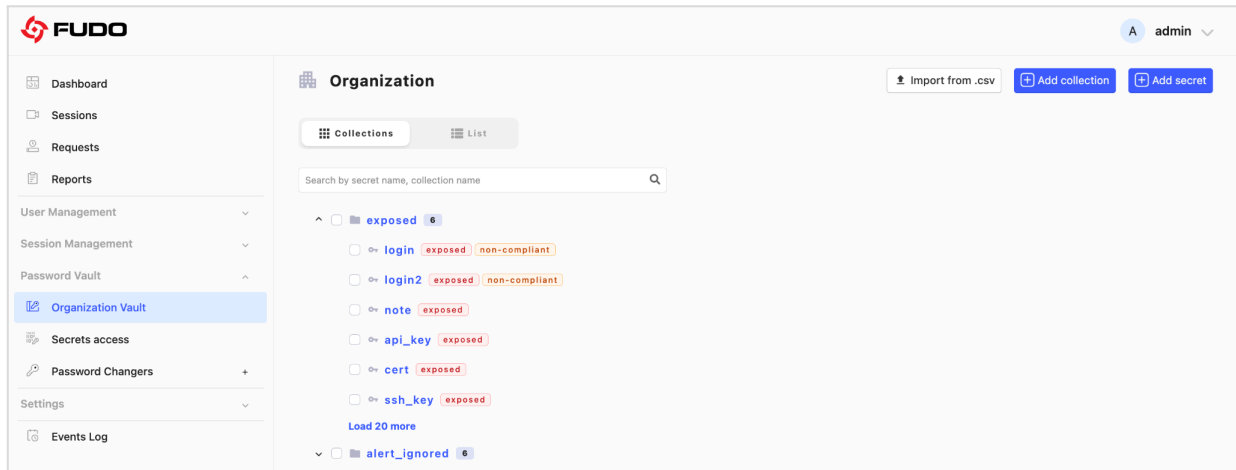
This document highlights the most important updates and enhancements introduced in version 6.0. Its purpose is to help you better understand the new features and improvements available in this release. For the complete list of changes, including all fixes and enhancements, please refer to the Release Notes for Fudo Enterprise 6.0.

TABLE OF CONTENTS

- PASSWORD VAULT
- REVERSE PROXY
- NEW USER INTERFACE LANGUAGES
- COMPLETE USER INTERFACE REFRESH
- REDESIGNED TABLE INTERFACE
- SUPPORT FOR THE POSTGRESQL PROTOCOL
- MS-CHAPV2 AUTHENTICATION FOR RADIUS
- VNC OVER TLS SUPPORT
- REVERSE SSH TUNNEL SUPPORT
- ANONYMOUS ACCOUNT SUPPORT FOR SSH TUNNEL SESSIONS
- CUSTOM HOSTNAME IN THE TITLE OF RDP SESSIONS
- SESSION SOURCE VISIBILITY
- FULLSCREEN MODE IN WEBCLIENT
- SECURE CLIPBOARD
- API CHANGES
- SUMMARY

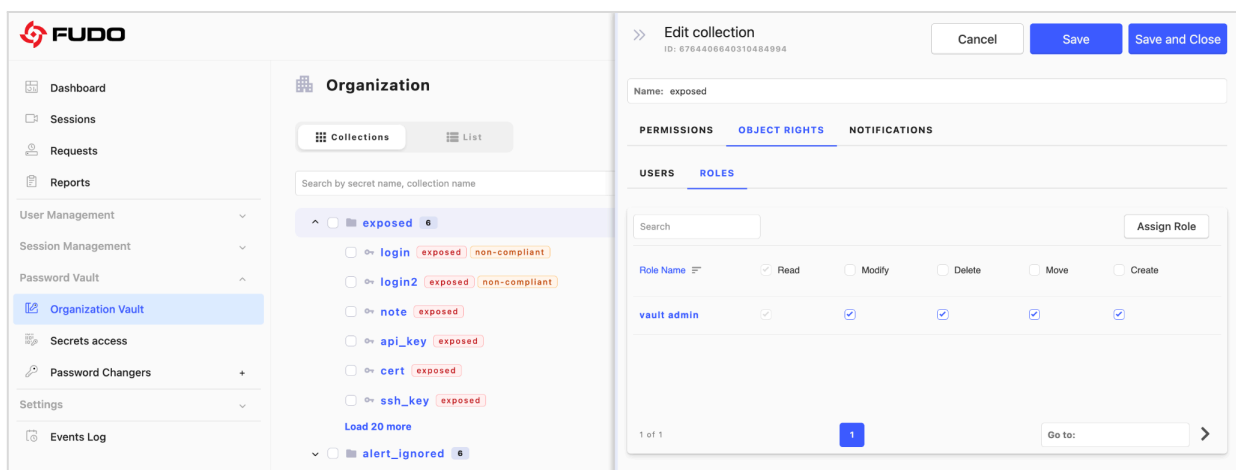
PASSWORD VAULT

Fudo Enterprise 6.0 introduces Password Vault, a new module that extends the platform’s Privileged Access Management capabilities with centralized credential storage and lifecycle management.



Password Vault: Secrets organized in a hierarchical collection structure

Password Vault enables administrators to securely store, organize, and control access to sensitive credentials such as passwords, SSH keys, API keys, certificates, and secure notes. Secrets are organized within a hierarchical structure of collections that can be nested to reflect organizational or infrastructure boundaries.



Password Vault: Role-Based Access Control (RBAC) for collections

Collection management is governed by a Role-Based Access Control (RBAC) model. Administrators can assign collection management capabilities, such as creating, modifying, moving,

or deleting collections, to users or roles. Access to secrets stored in collections is managed separately through Permissions and can be granted to individual users or groups. Notification mechanisms can also be configured to inform users about relevant events via email or SMS.

User	Secret	Collection	Start date	Events	End date	Status
admin	note	alert_ignored	20-02-2026, 11:00:40		20-02-2026, 11:00:40	Ended
admin	login	alert_ignored	20-02-2026, 10:57:37		20-02-2026, 10:57:37	Ended
user2	note	full_edit	19-02-2026, 13:01:26	Exposure detected	19-02-2026, 13:01:26	Ended
user2	login2	full_edit	19-02-2026, 13:01:23	Exposure detected	19-02-2026, 13:01:23	Ended
user2	login	full_edit	19-02-2026, 13:01:21	Exposure detected	19-02-2026, 13:01:21	Ended
user2	ssh_key	view	19-02-2026, 13:01:07	Exposure detected	19-02-2026, 13:01:07	Ended
user2	login2	view	19-02-2026, 13:01:04	Exposure detected	19-02-2026, 13:01:04	Ended
user2	login	view	19-02-2026, 13:01:02	Exposure detected	19-02-2026, 13:01:02	Ended

Password Vault: Secret access view

The module provides a dedicated Secret Access view, which offers full visibility into secret-related activities. Administrators can review access events, including timestamps, associated collections, secret status, and exposure detection indicators. This improves auditability and supports security investigations.

Name	Collection	Changer Position	Last Modified
Lab_31_ad	ad_mgmt	0	Mar 12, 2026, 9:05:27 AM
Lab_32_ad	ad_mgmt	0	Mar 12, 2026, 9:03:28 AM

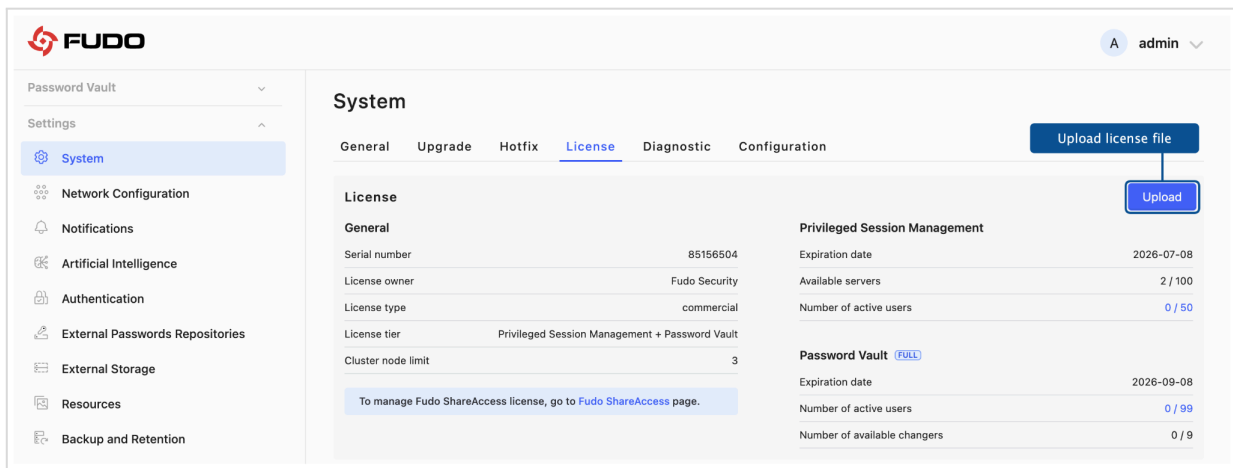
Password Vault: Password changers assigned to secrets

Password Vault also integrates Password Changers, enabling automated credential rotation directly linked to stored secrets. This helps enforce password hygiene policies and reduces the operational risk associated with static credentials.

UPDATED LICENSING MODEL

Starting with version **6.0**, the licensing model has been updated. The previous **Fudo Enterprise license** has been divided into separate modules:

- **Privileged Session Management (PSM)** – covers the core PAM functionality, including privileged session access and monitoring
- **Password Vault (PV)** – provides secure storage and lifecycle management of credentials
- **ShareAccess** – enables secure third-party access to shared resources



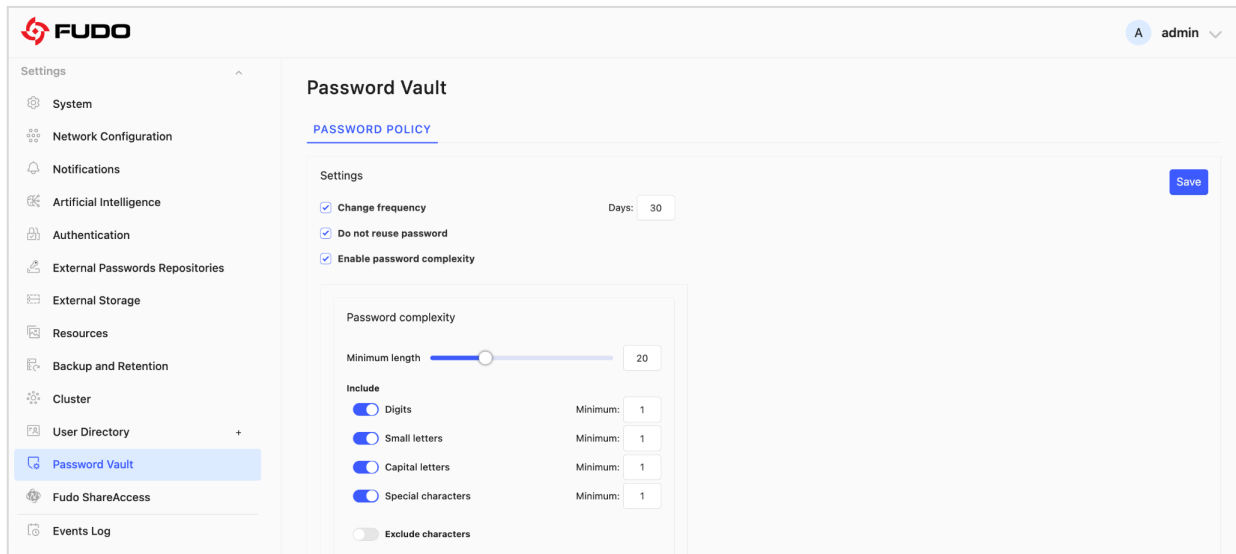
The screenshot shows the FUDO System configuration page, specifically the License section. The page is divided into two main columns. The left column displays license details for the 'Privileged Session Management' module, including the serial number (85156504), license owner (Fudo Security), license type (commercial), license tier (Privileged Session Management + Password Vault), and cluster node limit (3). The right column displays license details for the 'Password Vault' module, including the expiration date (2026-09-08), number of active users (0 / 99), and number of available changers (0 / 9). A blue button labeled 'Upload license file' is visible in the top right corner, and a blue button labeled 'Upload' is visible below it. A blue box at the bottom of the license details section contains the text: 'To manage Fudo ShareAccess license, go to Fudo ShareAccess page.'

Updated licensing model

As part of this change, the **active user counting mechanism for the PSM module has also been updated**. Users are considered active if they have established a session within the last **30 days**. Active users keep their license slot during this period, and the slot becomes available automatically after the activity window expires.

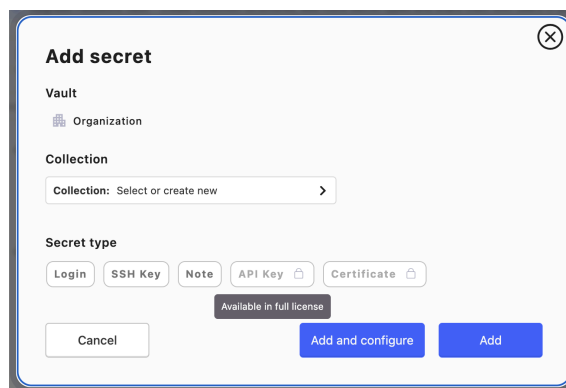
Password Vault has a **separate active user limit**, independent of the PSM module.

Password Vault module is available in both full and limited license variants. The **full** license provides access to the complete Password Vault functionality, including unrestricted collection management, full secret management, all supported secret types, full collection permissions, and global policy configuration.



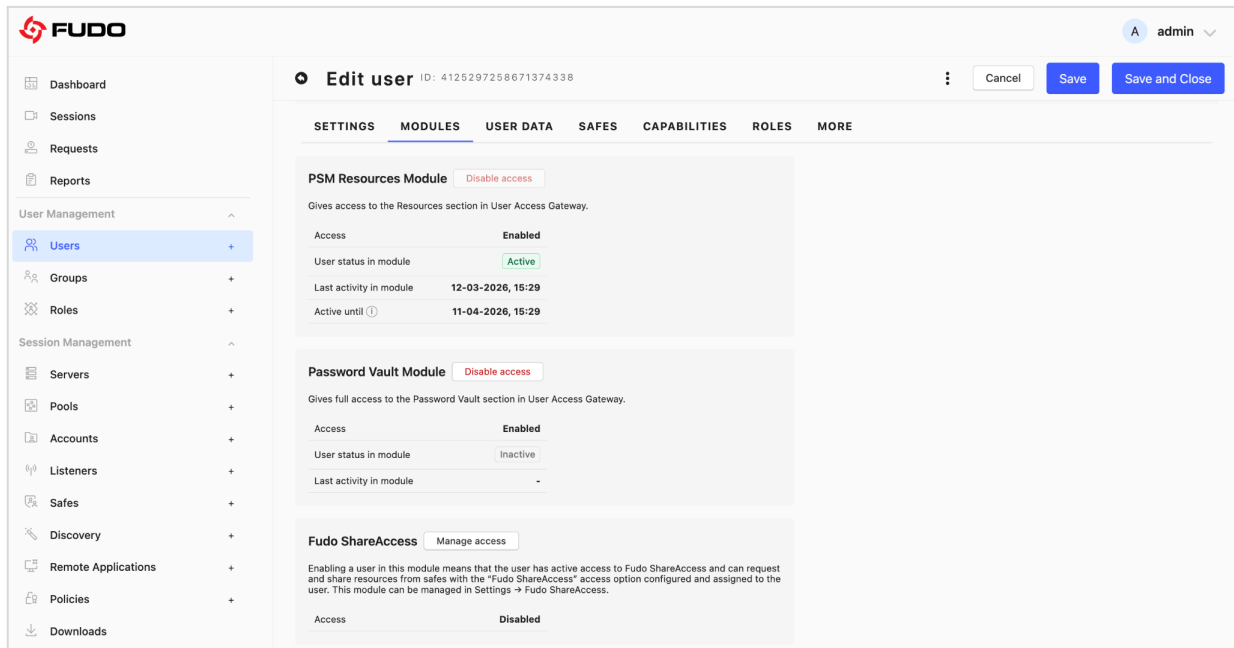
Password Vault: Global Password Vault policy configuration

The **basic license** includes selected restrictions. In this variant, administrators cannot create child-level collections or create secrets in child-level collections. Full access permissions for collections are not available for users and groups, and only *View* and *View on Request* permissions can be assigned. Global Password Vault policy configuration and policy compliance status are also unavailable. In addition, secret creation is limited to Login, SSH Key, and Note types.



Password Vault: Secret creation limitations in the basic license

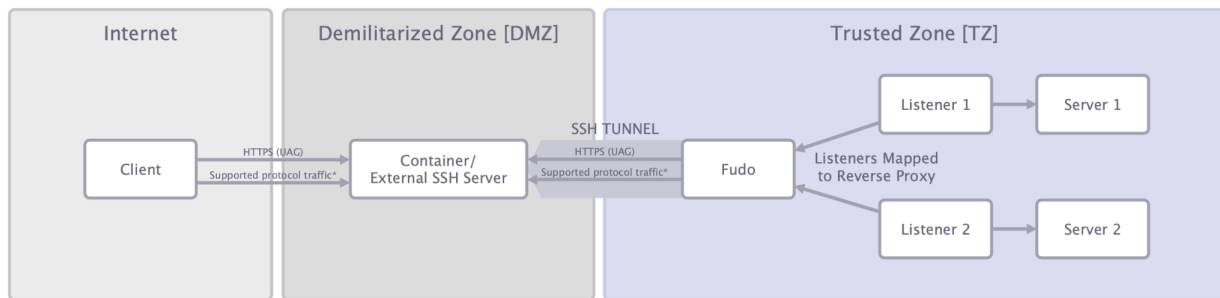
You can view each user’s license consumption status in the user edit form, on the Modules subtab.



License: User license usage visible in the Modules subtab

REVERSE PROXY

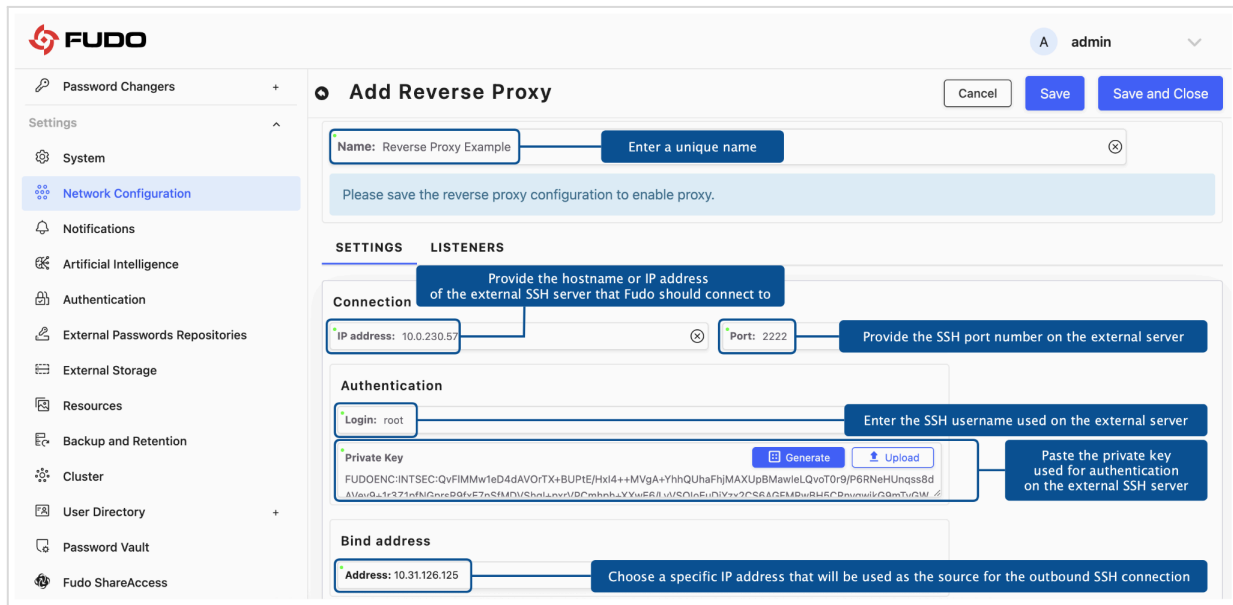
We are introducing Reverse Proxy — a powerful new capability that enables secure SSH reverse tunneling to publish internal services without exposing your infrastructure to inbound connections.



*Supported protocols: HTTP, Modbus, MS SQL (TDS), MySQL, RDP, SSH, Telnet 3270, Telnet 5250, Telnet, VNC, X11, TCP, Secret Checkout.

Reverse Proxy: Traffic flow

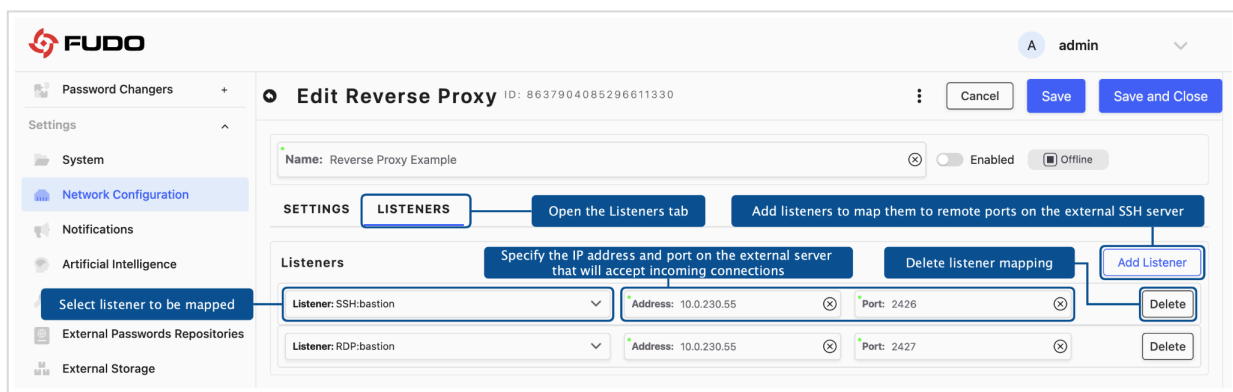
The Reverse Proxy feature enables reverse SSH tunnels that allow connections from a Demilitarized Zone (DMZ) container or external SSH server to reach internal resources within your infrastructure. This is accomplished by establishing an outbound SSH connection to an external server, which then allows that server to forward traffic back through the tunnel to your internal listeners.



Reverse Proxy: Configuration

Key benefits:

- Secure exposure of internal resources without inbound firewall changes.
- Fine-grained control over which services are published.
- Real-time tunnel status monitoring (Offline, Dead, Degraded, Running).
- Immediate operational control with a single enable/disable toggle.

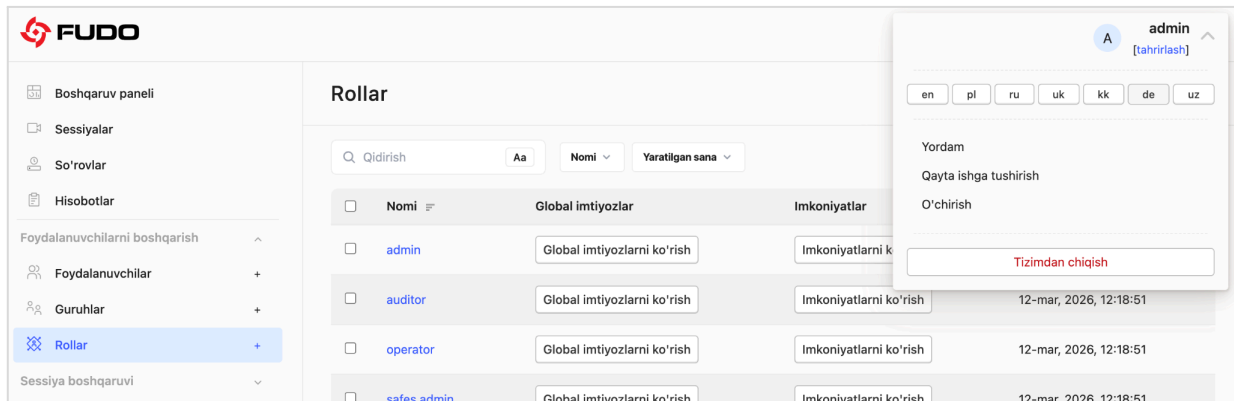


Reverse Proxy: Listeners mapping

Reverse Proxy enhances both security and flexibility, making it easier to deploy the platform in segmented or zero-trust network architectures.

NEW USER INTERFACE LANGUAGES

Added German and Uzbek as new user interface languages, expanding localization options and making the platform more accessible to a broader range of users.



German and Uzbek available as user interface languages

COMPLETE USER INTERFACE REFRESH

Introduced a comprehensive visual redesign across the Fudo platform, delivering a more modern and consistent look while preserving familiar workflows and functionality. The update also simplifies navigation through a restructured sidebar with collapsible sections and clearer grouping of related features.

REDESIGNED TABLE INTERFACE

We've modernized all data tables across the Fudo platform to provide a more intuitive and efficient user experience. The new design brings significant improvements in how you interact with and manage your data.

Key enhancements include:

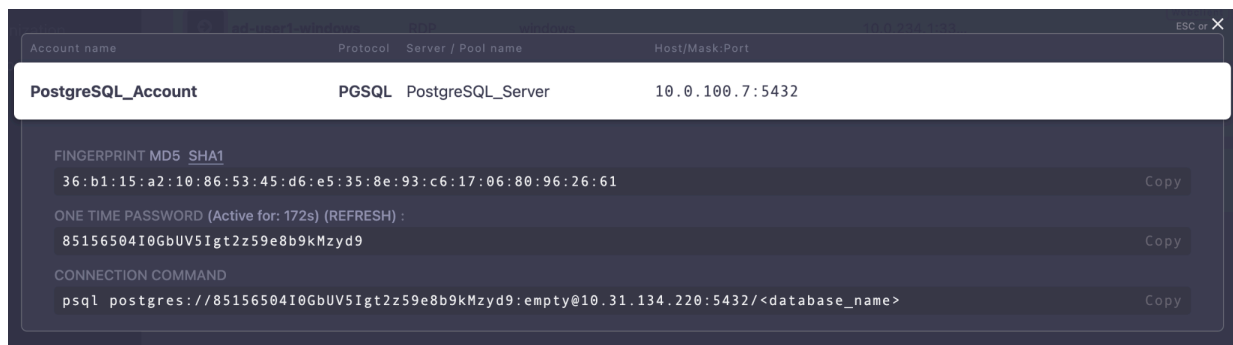
- Smart Search Capabilities - Enhanced search functionality with case-sensitivity toggle (Aa button) for more precise filtering.
- Column Management - New "Columns" button lets you customize which columns are visible, helping you focus on the most relevant information.
- Drag-and-Drop Column Reordering - Customize table layouts to match your workflow by simply dragging column headers to rearrange them in any order you prefer, with your preferences automatically saved for future sessions

- Improved Visual Design - Cleaner, more modern interface with better spacing and readability, removing unnecessary visual clutter.
- Enhanced Pagination - More flexible page controls with adjustable items per page (10, 25, 50, 100 items) for better data navigation.
- Responsive Filtering - Streamlined filter options that are more accessible and easier to use.

These improvements have been applied consistently across all tables in the system - from Safes and Users to Accounts, Servers, and all other data views - ensuring a uniform and predictable experience throughout the application.

SUPPORT FOR THE POSTGRESQL PROTOCOL

Added support for the PostgreSQL protocol, enabling the creation of dedicated PostgreSQL servers and listeners. The User Access Gateway now provides a generated `psql` connection command, requiring only the database name to be specified.



Account name	Protocol	Server / Pool name	Host/Mask:Port
PostgreSQL_Account	PGSQL	PostgreSQL_Server	10.0.100.7:5432

FINGERPRINT MD5 SHA1
36:b1:15:a2:10:86:53:45:d6:e5:35:8e:93:c6:17:06:80:96:26:61 Copy

ONE TIME PASSWORD (Active for: 172s) (REFRESH) :
85156504I0GbUV5Igt2z59e8b9kMzyd9 Copy

CONNECTION COMMAND
psql postgres://85156504I0GbUV5Igt2z59e8b9kMzyd9:empty@10.31.134.220:5432/<database_name> Copy

Generated psql connection command in User Access Gateway

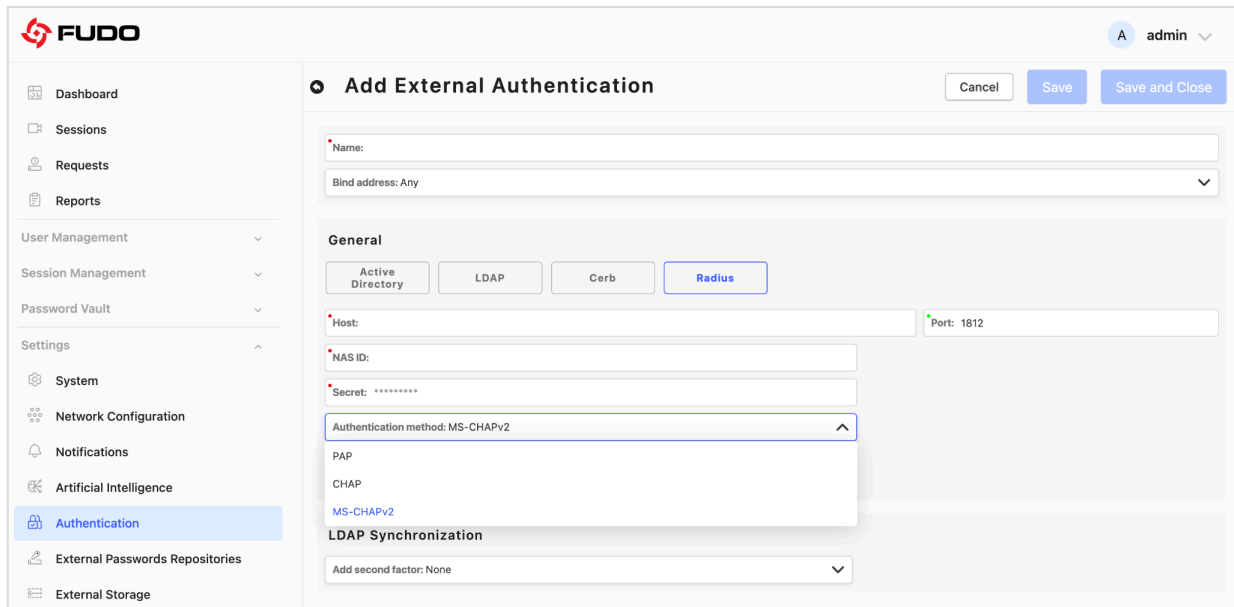
MS-CHAPV2 AUTHENTICATION FOR RADIUS

We've expanded RADIUS authentication capabilities by adding support for MS-CHAPv2 (Microsoft Challenge Handshake Authentication Protocol version 2). This widely-used authentication method provides:

- Enhanced Security - MS-CHAPv2 offers mutual authentication and stronger encryption compared to basic PAP authentication
- Active Directory Integration - Seamless compatibility with Microsoft Active Directory environments and Windows domain authentication
- Broader Compatibility - Support for organizations using Microsoft Network Policy Server (NPS) and other RADIUS servers that require MS-CHAPv2

- Easy Configuration - Simply select MS-CHAPv2 from the authentication method dropdown when configuring RADIUS external authentication

This feature can be accessed via *Settings > Authentication > Add External Authentication > Radius*, where MS-CHAPv2 is now available as an authentication method option alongside existing protocols.



The screenshot displays the 'Add External Authentication' configuration interface in the FUDO web application. The left sidebar shows the navigation menu with 'Authentication' selected. The main content area is titled 'Add External Authentication' and includes a 'Cancel' button, a 'Save' button, and a 'Save and Close' button. The configuration form contains the following fields and sections:

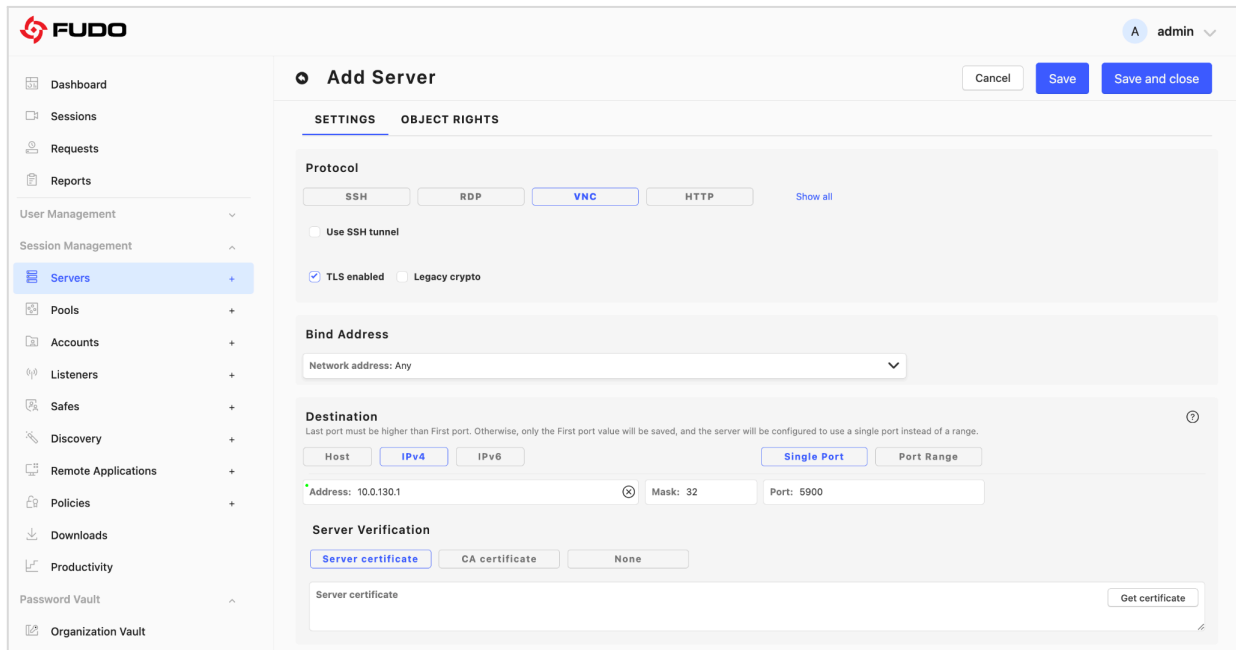
- Name:** A text input field.
- Bind address:** A dropdown menu currently set to 'Any'.
- General:** A section with four tabs: 'Active Directory', 'LDAP', 'Cerb', and 'Radius' (which is selected).
- Host:** A text input field.
- Port:** A text input field with the value '1812'.
- NAS ID:** A text input field.
- Secret:** A text input field with masked characters.
- Authentication method:** A dropdown menu with 'MS-CHAPv2' selected. The dropdown list also shows 'PAP', 'CHAP', and 'MS-CHAPv2'.
- LDAP Synchronization:** A section with a dropdown menu for 'Add second factor' set to 'None'.

RADIUS configuration with CHAP and MS-CHAPv2 authentication methods

VNC OVER TLS SUPPORT

Support for TLS-secured VNC connections has been added. You can now configure VNC servers and listeners with TLS enabled, allowing encrypted communication between clients and target systems.

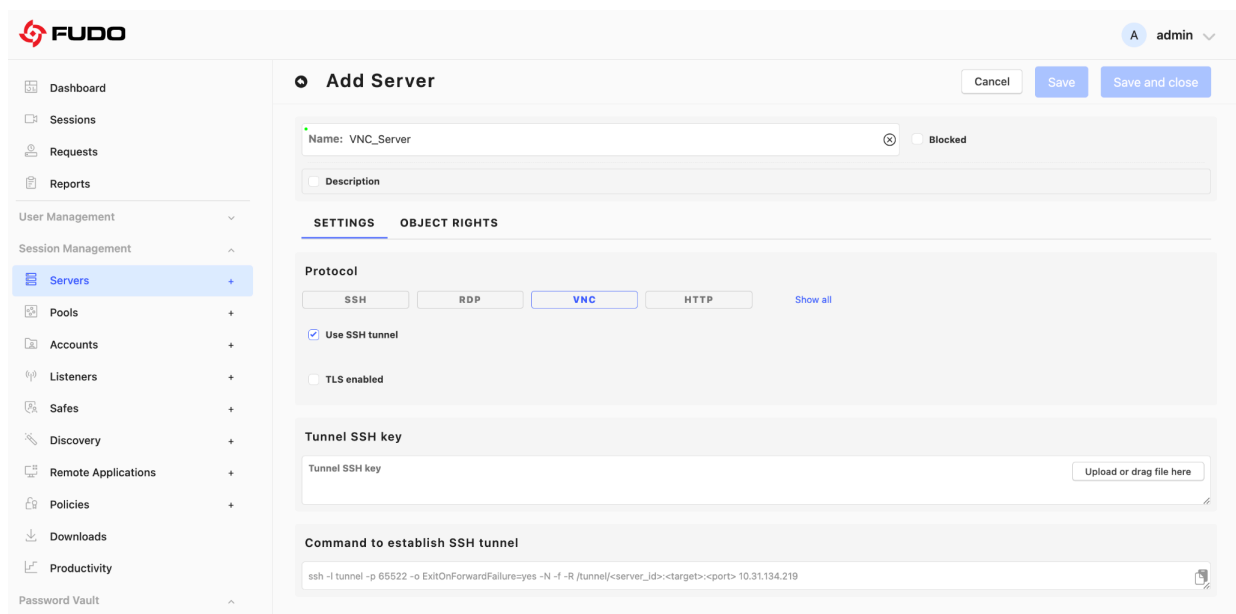
When creating a VNC server, administrators can enable TLS and assign appropriate certificates to secure the connection. VNC listeners can also be configured to accept TLS-encrypted traffic, improving the overall security of remote desktop access.



TLS support for VNC connections

REVERSE SSH TUNNEL SUPPORT

Added the ability to connect to target servers through reverse SSH tunnels. This allows a remote host to establish an outbound SSH tunnel to Fudo, which can then use that tunnel to reach the destination server inside the infrastructure.



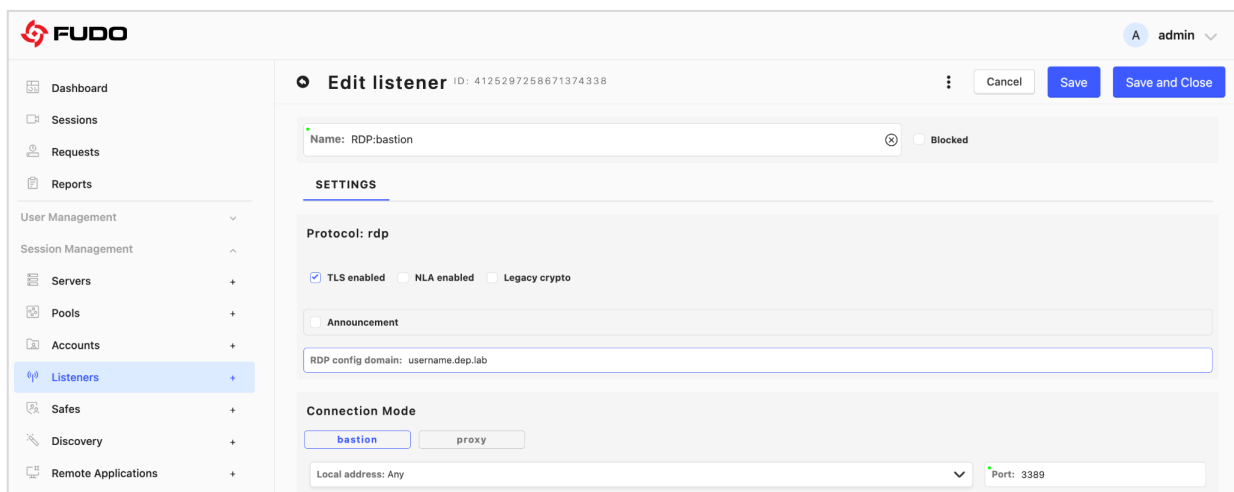
TLS support for VNC connections

ANONYMOUS ACCOUNT SUPPORT FOR SSH TUNNEL SESSIONS

Added support for displaying the user who created the tunnel in SSH tunnel sessions established using an anonymous account. Even when the target connection uses an anonymous account, the session remains assigned to the user who created the tunnel, ensuring traceability in the Sessions list. This improves support for environments where users authenticate with certificates or SSH keys only.

CUSTOM HOSTNAME IN THE TITLE OF RDP SESSIONS

A new RDP Config Domain field is now available in the RDP listener configuration. When configured, the value is used in the RDP client title bar, making it easier to distinguish between multiple open RDP connections. This feature requires a properly configured wildcard DNS entry pointing to Fudo Enterprise, so the hostname can be resolved and the connection forwarded to the correct target.



The screenshot shows the 'Edit listener' configuration page in the FUDO interface. The left sidebar contains navigation options: Dashboard, Sessions, Requests, Reports, User Management, Session Management, Servers, Pools, Accounts, Listeners (selected), Safes, Discovery, and Remote Applications. The main content area is titled 'Edit listener' with ID 4125297258671374338. It includes a 'Name' field set to 'RDP:bastion' and a 'Blocked' checkbox. Under the 'SETTINGS' section, the 'Protocol' is set to 'rdp'. There are checkboxes for 'TLS enabled' (checked), 'NLA enabled', and 'Legacy crypto'. An 'Announcement' field is present. The 'RDP config domain' field is set to 'username.dep.lab'. Under 'Connection Mode', 'bastion' is selected over 'proxy'. The 'Local address' is set to 'Any' and the 'Port' is '3389'. Buttons for 'Cancel', 'Save', and 'Save and Close' are visible at the top right.

RDP config domain field in RDP listener configuration

SESSION SOURCE VISIBILITY

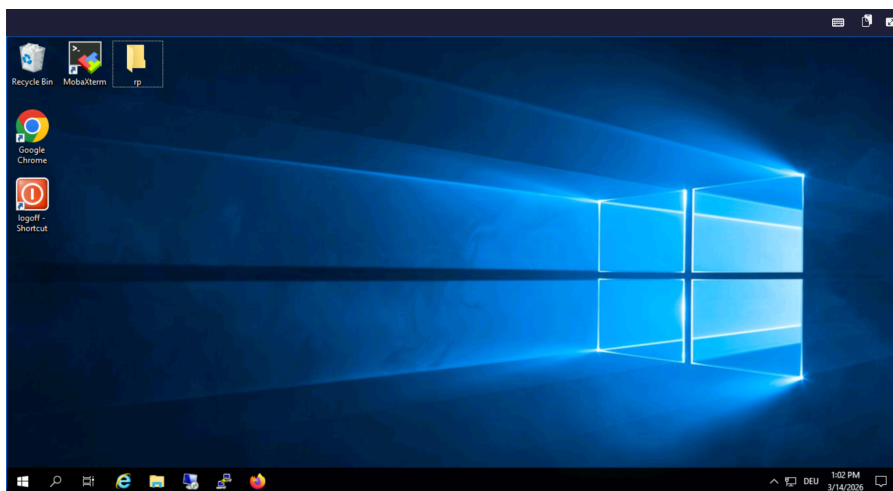
The Sessions tab now offers greater visibility into the origin of each connection within the Fudo ecosystem. A new Access Channel column shows which product initiated the connection, such as Fudo Enterprise or ShareAccess, along with the connection method used, including Webclient or Native Client.

User	Protocol	Address	Account	Safe	Access channel	Listener	Start Date	End Date	Duration	Activity	Time Limit	Size	Summary
admin	rdp	10.0.234.1:3389	ad-user1-windows	main	UAG WebClient	webrdp-tls	2026-03-13 17:05	2026-03-13 17:05	00:00:03	0%	00:00	1.2 MB	Generate ✓
admin	rdp	10.0.234.1:3389	ad-user1-windows	main	UAG Native Client	RDP:bastion	2026-03-13 17:00	2026-03-13 17:01	00:00:09	100%	00:00	4.3 MB	Generate ✓
admin	rdp	10.0.234.1:3389	ad-user1-windows	main	UAG WebClient	webrdp-tls	2026-03-13 16:55	2026-03-13 16:55	00:00:10	0%	00:00	814.1 KB	Generate ✓
admin	rdp	10.0.234.1:3389	ad-user1-windows	main	UAG WebClient	webrdp-tls	2026-03-13 16:54	2026-03-13 16:55	00:00:43	0%	00:00	2.2 MB	Generate ✓
admin	rdp	10.0.234.1:3389	ad-user1-windows	main	UAG WebClient	webrdp-tls	2026-03-13 16:40	2026-03-13 16:42	00:01:57	51%	00:00	11.0 MB	Generate ✓
admin	pgsql	10.0.100.7:5432	PostgreSQL_Account	Postgres QL	UAG Native Client	Postgres QL_Listener	2026-03-13 09:48	2026-03-13 09:48	00:00:26	0%	00:00	16.4 KB	- ✓
User_1	rdp	10.0.234.1:3389	ad-user1-windows	main	UAG WebClient	webrdp-tls	2026-03-12 15:29	2026-03-12 15:39	00:10:28	0%	00:00	2.0 MB	Generate ✓
User_1	ssh	foo.fudotest.fudo:22	joels-Linux	main	UAG WebClient	webssh	2026-03-12 15:29	2026-03-12 15:38	00:00:53	100%	00:00	31.7 KB	Generate ✓
User_1	rdp	10.0.234.1:3389	ad-user1-windows	main	UAG WebClient	webrdp-tls	2026-03-12 15:28	2026-03-12 15:29	00:00:35	0%	00:00	322.6 KB	Generate ✓
admin	rdp	10.0.234.1:3389	ad-user1-windows	main	UAG WebClient	webrdp-tls	2026-03-12 15:27	2026-03-12 15:28	00:01:00	0%	00:00	445.4 KB	Generate ✓

Session source shown in the Access channel column

FULLSCREEN MODE IN WEBCLIENT

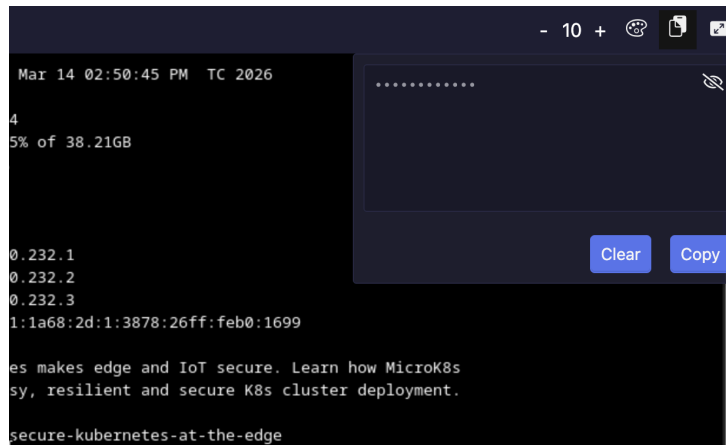
Webclient sessions now open in a separate browser tab, giving users more space for the active session and eliminating the need to share the browser window with the Webclient and User Access Gateway views in the background, as was the case previously. In addition, a new fullscreen button lets users hide the Webclient toolbar, providing a cleaner, less distracting, and more focused session view.



Fullscreen mode in the Webclient

SECURE CLIPBOARD

The Webclient clipboard now allows sensitive content to be hidden using the eye icon, making it possible to mask copied values such as passwords instead of showing them in clear text.



Fullscreen mode in the Webclient

API CHANGES

The API continues to evolve with new endpoints introduced alongside new product features, ensuring consistent architecture, improved performance, and expanded system capabilities.

New Object Specifications in APIv2

We've added numerous new object specifications, extending APIv2 support for managing:

- Password Vault
 - Collections
 - Secrets
 - Password Vault global settings
- User notification assignments in Safes and Password Vault collections
- Reverse Proxy

User Location Data Available via API

The API now supports logging and storing user location data collected during authentication. This information is currently available through the API and can be used in integrations or custom reporting.

Example Request

HTML

```
GET 'https://10.0.0.0/api/v2/user/<user_id>?fields=id,name,previous_success,previo
us_success_location,last_success,last_success_location'
```

Response

JSON

```
{
  "result": "success",
  "user": {
    "id": "4125297258671374338",
    "name": "User_1",
    "previous_success": "2026-03-16 09:32:27.311042-07",
    "previous_success_location": "10.2.0.100",
    "last_success": "2026-03-16 09:33:35.667196-07",
    "last_success_location": "10.2.0.100"
  }
}
```

SUMMARY

Fudo Enterprise 6.0 introduces new capabilities that expand the platform in several key areas, including credential management, secure connectivity, authentication, API support, and everyday usability. The release adds Password Vault, Reverse Proxy, support for additional protocols and authentication methods, APIv2 extensions, and a refreshed user interface. Together, these changes improve administrative efficiency and extend the platform's applicability in enterprise environments.

CONTACT US

If you have questions or concerns, please get in touch at support@fudosecurity.com

or by phone: +48 22 100 67 09.

Sincerely,

Fudo Security Team